



# ScreenMount Magnet Charger 15W

Quick guide

441-53



[www.sandberg.world](http://www.sandberg.world)

**Before use:**
**1**

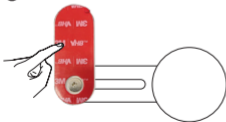

Select suitable mounting area on back side of monitor.

**2**

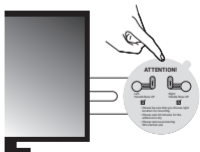

Clean mounting area.

**3**


Dry mounting area.

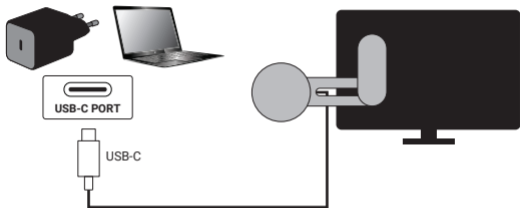
**4**


Remove before mounting.

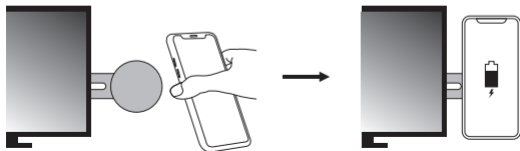
**5**


Remove before use with smartphone.

## Connection



## Charging





**Support**

<http://helpdesk.sandberg.world>

## Warranty

There is a five-year warranty on your Sandberg product.  
Please read the warranty terms and register your new Sandberg product at [www.sandberg.world/warranty](http://www.sandberg.world/warranty)

**5**

Years  
Warranty

### ScreenMount Magnet Charger 15W

Item no. 441-53

[www.sandberg.world](http://www.sandberg.world)

Sandberg A/S

Bregnerødvej 133D,

3460 Birkerød,

Denmark

Made in China



For information on handling electronic waste, see [www.sandberg.world/weee](http://www.sandberg.world/weee)

